



Total Solution Provider in Saw Device

SA08030CD1

80.0 MHz IF SAW Filter
30.18 MHz Bandwidth
Revision 0: 11. MAR. 2009



- Electrical Characteristics
 - Package Dimensions
 - Testing Environment
 - Frequency Characteristics
-

SAWNICS Inc.

460 Cheonheung-ri, Seonggeo-eup, Cheonan-si, Chungcheongnam-do, 330-836 / Korea.
Tel: +82 41 550 9372 / Fax: +82 41 550 9399 / www.sawnics.com



□ Electrical Characteristics

Maximum Ratings

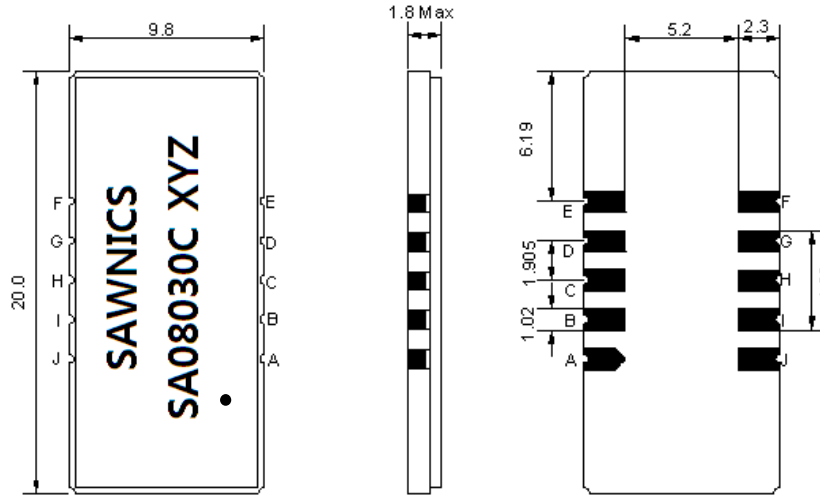
Parameters Description	Unit	Minimum	Typical	Maximum
Operation Temperature Range	°C	-20	-	70
Storage Temperature Range	°C	-40	-	85
Maximum DC Voltage	V	-	-	10
Maximum Input Power	dBm	-	-	10
Source Impedance (single ended) ⁽¹⁾	Ω	-	50	-
Load Impedance (single ended) ⁽¹⁾	Ω	-	50	-
Package type & size	D1			
Length x Width	mm ²	-	20.0 x 9.8	-
Height	mm	-	-	1.8

Electrical Specification

Parameters Description	Unit	Minimum	Typical	Maximum
Center Frequency (Fo)	MHz	-	80.0	-
Insertion Loss at Fo	dB	-	28.0	30.0
Group Delay Variation (Fo±14.52MHz)	nsec	-	26	50
Absolute Delay at Fo	usec	-	2.18	-
Passband Ripple Variation(Fo±14.52MHz)	dB	-	0.6	0.95
Bandwidth at -1dB	MHz	29.90	30.18	-
Bandwidth at -10dB	MHz	-	31.05	-
Bandwidth at -20dB	MHz	-	31.46	-
Bandwidth at -40dB	MHz	-	31.87	32.10
Ultimate Rejection	dB	48	52	-
Temperature Coefficient	ppm/°C	-	-72	-

Notes : (1) With Matching Network (Ref. Testing Environment Circuit as shown below).
Those impedances could be modified with different impedance values and/or structures, if necessary.

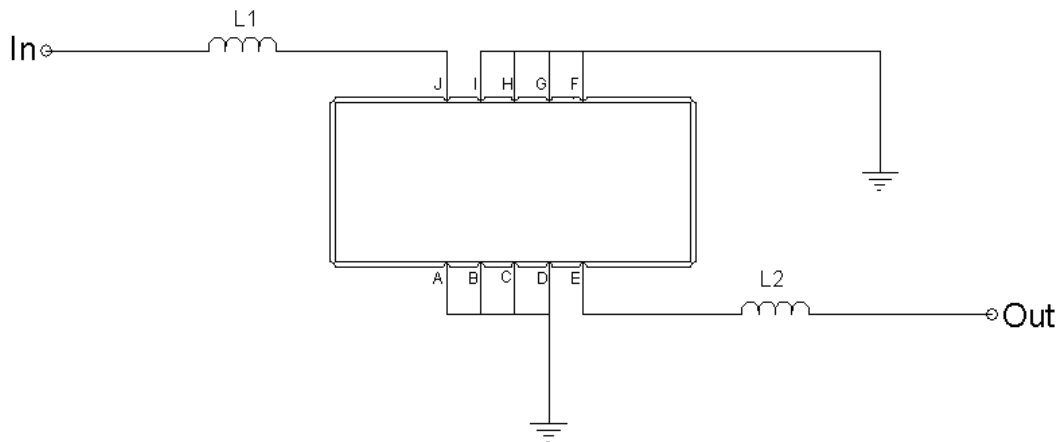
Package Dimensions



- ① SAWNICS: Brand
- ② SA08030C: Model Name
- ③ X : Date Code (Year)
- ④ Y : Date Code (Month)
- ⑤ Z : Date Code (Date)
- : Index Dot

Pin Description	
A, B, C, D, F, G, H, I	Ground
J	Input
E	Output

Testing Environment



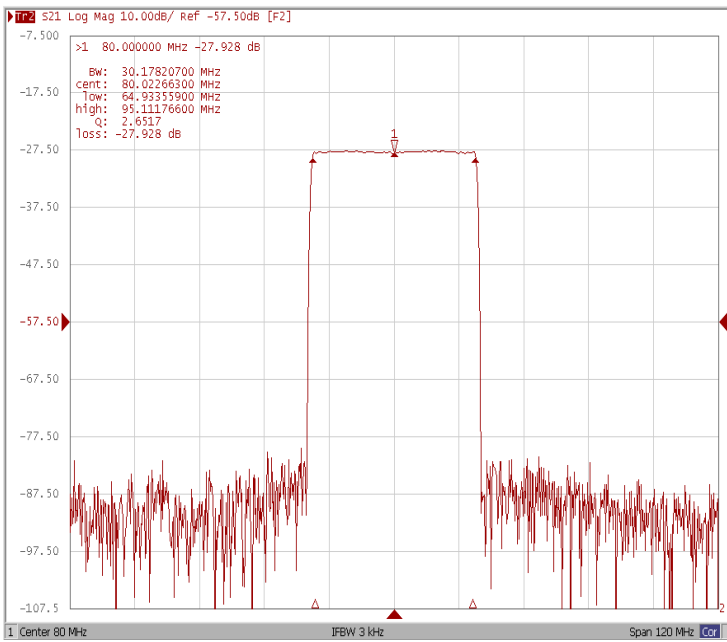
Test Fixture & Values	
Input	L1 = 120 nH
Output	L2 = 100 nH
Source/Load Impedance	50 Ω



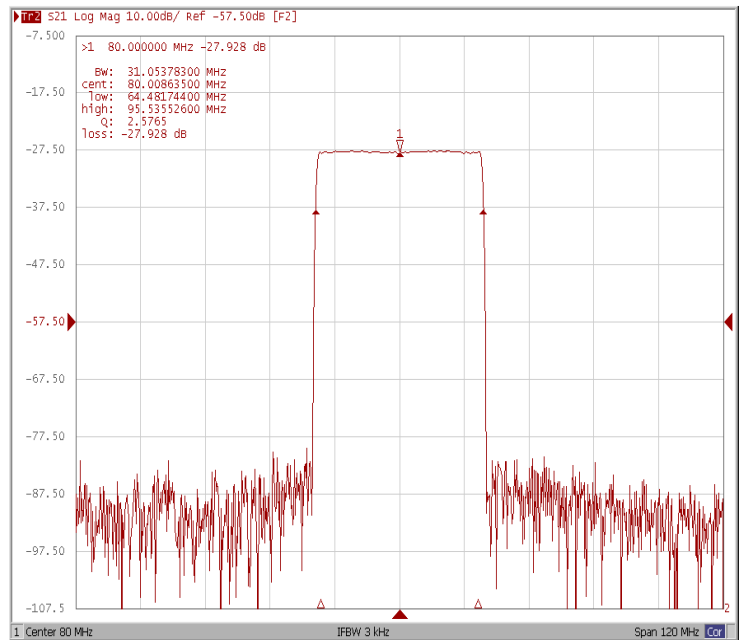
Frequency Characteristics

Frequency Response

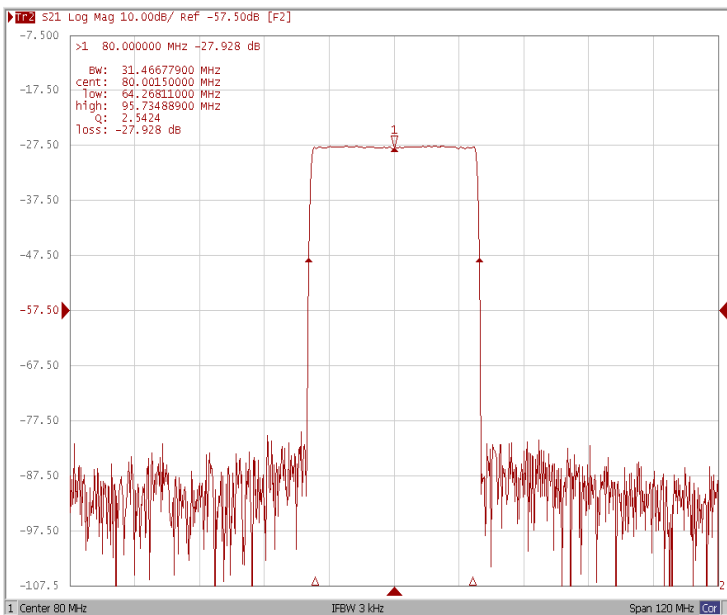
Bandwidth at -1.0 dB



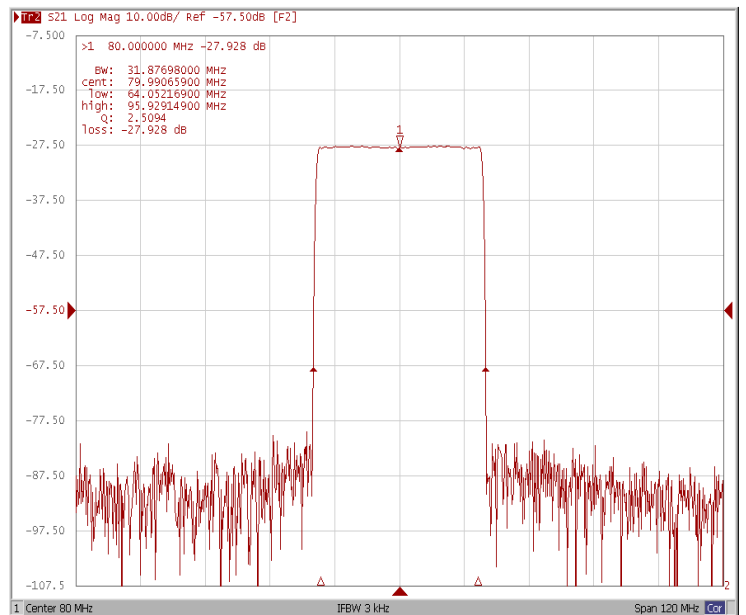
Bandwidth at -10.0 dB



Bandwidth at -20.0 dB



Bandwidth at -40.0 dB

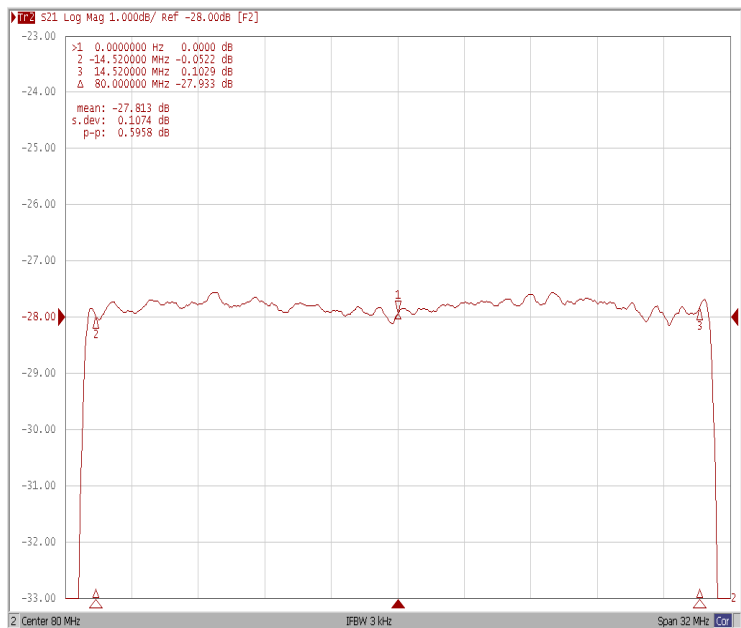




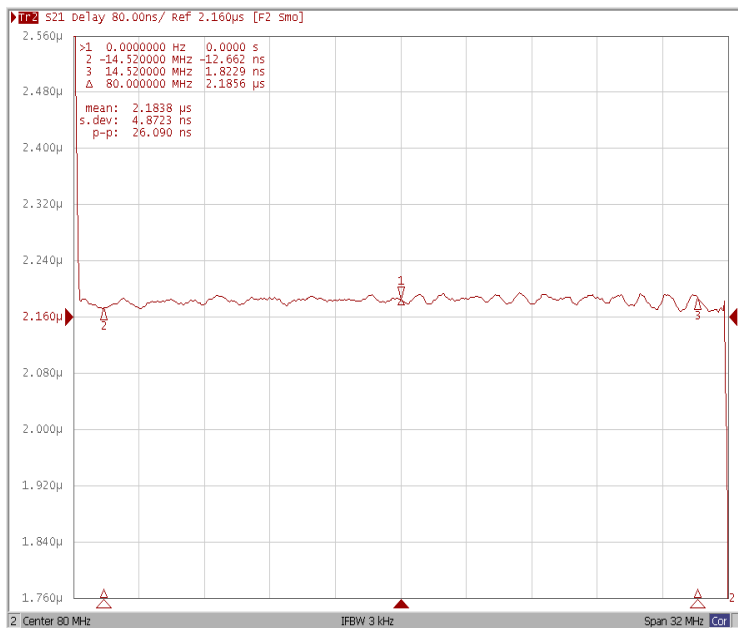
Frequency Characteristics

Frequency Response

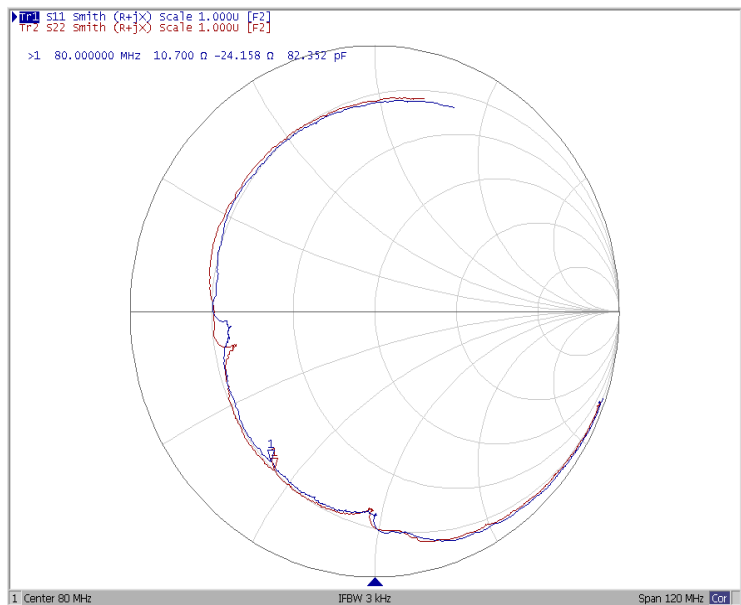
Ripple Variation Fo±14.52MHz



Group Delay Variation Fo±14.52MHz



Smith Chart



VSWR

